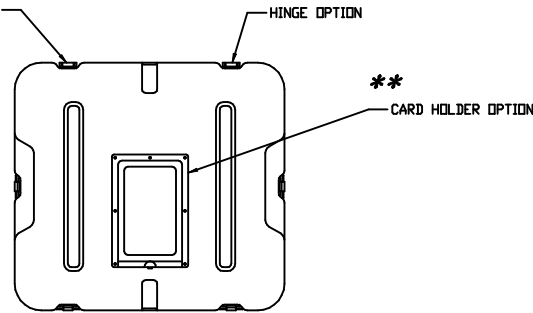
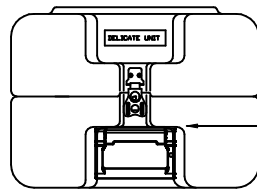


ON ALL CATCH CONTAINER LOCATE 2ND LOCKING DEVICE HERE

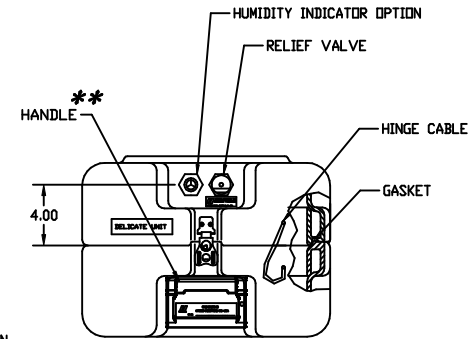
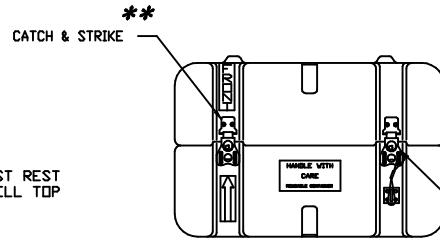


DIMENSIONS (FOR REFERENCE ONLY)	INCH	MM
OVERALL LENGTH (LEFT TO RIGHT)	17.50	444.5
OVERALL WIDTH (FRONT TO BACK)	16.12	409.4
OVERALL HEIGHT	12.00	304.8
INSIDE LENGTH (LEFT TO RIGHT)	14.50	368.3
INSIDE WIDTH (FRONT TO BACK)	13.12	333.2
INSIDE HEIGHT	10.30	261.6
INSIDE BASE HEIGHT	5.06	128.5
INSIDE LID HEIGHT	5.25	133.4

** ALTERNATIVE HARDWARE IS AVAILABLE FOR "***" ITEMS.



HANDLE MUST REST AGAINST WELL TOP



NOTE:
THIS DRAWING REPRESENTS HARDIGG'S STANDARD CASE OPTIONS, LOCATED IN STANDARD LOCATIONS. IF ALTERNATIVE OPTIONS OR LOCATIONS ARE REQUIRED, HARDIGG MUST QUOTE SEPERATELY.

HARDIGG INDUSTRIES, INC. <small>10000 BEECHFIELD, HANNOVER, NH 03040</small>		THIS DRAWING AND ALL COPIES AND THE DESIGN AND DATA SHOWN ARE THE PROPERTY OF HARDIGG INDUSTRIES, INC. SO. BEECHFIELD, NH, USA AND INCLUDE PROPRIETARY INFORMATION. THE BORROWER BY RECEIPT OR RETENTION OF THE DRAWING AGREES THAT, EXCEPT AS EXPRESSLY AUTHORIZED IN WRITING BY HARDIGG INDUSTRIES, INC. IT WILL (1) NOT USE THE DRAWING OR ANY COPY OF THE DESIGN OR DATA SHOWN (2) NOT REPRODUCE, COPY, EXCEPT, EXHIBIT OR DISTRIBUTE THE DRAWING OR ANY COPY FOR USE BY OTHERS AND (3) UPON DEMAND RETURN THE DRAWING AND ALL COPIES AND MATERIAL COPIED THEREFROM.
TITLE: STANDARD CONFIGURABLE CASE		
CASE: 11214	DWG. NO.: 1413-0505	
REV. B	DRAWN BY: C. LABRIE	DATE: 7/30/96
		SHEET: 1 OF 1